

AP Studio Art: Drawing and Painting
Mr. Derrick | Studio 339

2018 - 19 Summer Assignments

Material Requirements: Purchase Immediately

- Michael's Art and Crafts - Eatontown, located on Rt. 36 East opposite the Monmouth Mall.
 - A.C. Moore - Shrewsbury, Rt. 35 North
 - ★ Colorest Art Supply - Redbank 160 Newman Springs Rd. East
-


- graphite/drawing pencil set (minimum 6 pencils: from 4h → hb → 4b)
- small pack of paper tortillions / blending stumps
- BIC or standard mechanical lead pencil(s) for fine detail and mechanical illustration
- kneaded / gum eraser (gray)
- white pearl eraser
- 2 black technical ink drawing pens: (.01 fine point, .03 standard point)
- 1 small black india ink jar - with soft bristle watercolor brushes (#2, #1, #0)
- 1 hard cover sketchbook - either 9 x 12" or 11 x 14" - classic hard bound or wire bound is optional
- paper specs: heavy weight drawing - 70 to 90 lb. paper (suggested)



★ Must be **Acid Free Paper** - *bight white or off white paper color is suggested*

Sketchbook journals are a personal choice. However, quality acid free drawing paper and hard cover protection are a must. Make your decision by actually feeling the tooth of the book paper/pages. Suggestions as listed.

Cachet Studio Hardbound or Wire bound Sketchbook



Canson or **Strathmore**: Standard/Field Drawing Sketchbook(s)



Artist's Loft: Hardbound or Wire bound Sketchbook

ASSIGNMENT GROUP 1

10 - Full page sketches (25 - 45 minutes minimum - each)

- 5 works using direct ink
- 5 works using direct graphite
- must work directly from **life observation**, no picture references

internet / You Tube Search Topics of inspiration

- *ink sketching / drawing techniques*
- *sketching the Urban Landscape with ink pen*
- *sketching still life objects with ink pen*

TIPS TO REMEMBER

- **Remember: sketching is “mode” of recording information**
- Not intended to be a refined / technical illustration or drawing
- Work rapid (you should hear the drawing tool on the paper surface)
- Stay loose and confident, (keep your hand moving at all times)
- Show evidence of directional/varied mark making
- Suggest large areas of general value/shading
- Minimal / no erasing (redraw over marks and keep the hand moving)
- Overhand / loose grip
- Complete your sketches at interesting locations, including people/figures
- Capture exterior, architectural and natural spaces
- Capture interior spaces with suggestion of the human figure
- Work from “**numerous**” arranged objects of interest, not singular objects
- Work from personal items, accessories, toys / tools and interesting household items
- Enjoy but keep your focus!



ASSIGNMENT 2

1 - Full page **graphite rendering** from self directed photography

Rendering - a very refined drawing with a full value range

Value - amount of dark and light tones within the image


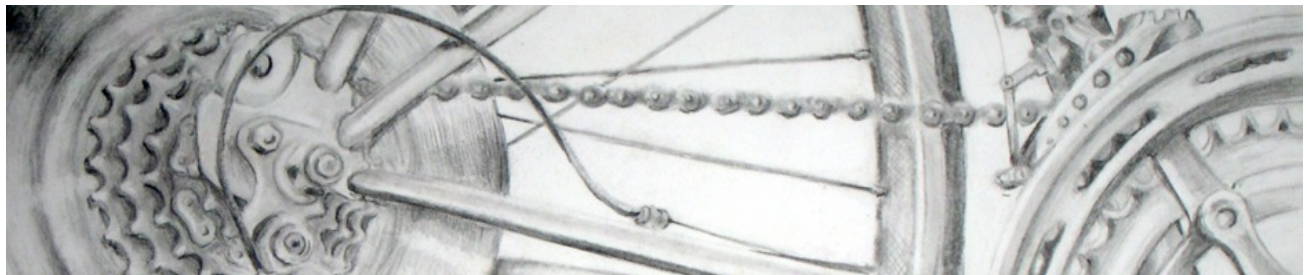

REQUIREMENTS

- Work from one full size print, not a digital screen.
- Subject Matter: open
- **Must crop inward** on the subject matter, working to the edge of the paper surface

- **Value Range: Full**



- 3/4 inch margin around page (do not draw to the edge of the paper surface)
- 3.5 - 4 hours minimum



ASSIGNMENT GROUP 3:

1 - full page ink/wash drawing

REQUIREMENTS



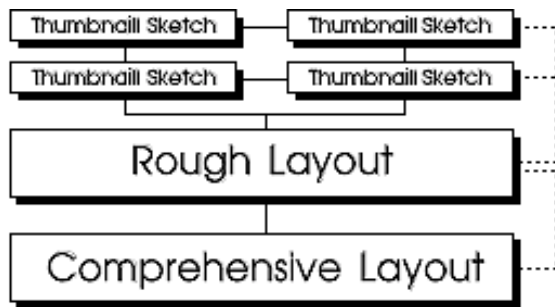
- Self gathered reference material
- Subject Matter: open (*do not plagiarize or copy published art works or illustrations*)
- Work from full size reference prints, not a small digital screen

- **Value Range: Full**



- 3/4 inch margin around page (do not draw to the edge of the paper surface)
- 3.5 - 4 hours minimum
- Complete **3 thumbnail variations** for the same subject matter (*be prepared to show options*)
- Complete one final ink / wash drawing using the most effective thumbnail (*composition*)

Thumbnail - approximately 3 x 4 inch conceptual sketch that shows the general composition, value structure and variation within the subject matter. They also allow the artist to become familiar with the subject matter and explore options to find the most effective pictorial solution.



MID SUMMER CRITIQUE

- **August 6, 2018**

9:00 - 11:00 am - Studio Classroom 339

- **Attendance Mandatory**

DUE: ON CRITIQUE DATE

- Assignment Group 1 - **Summative Grade (towards MP1)**
- Assignment 2 - **Summative Grade (towards MP1)**

As a class we will be critiquing sketch assignments group 1 and rendering assignment 2. Our intention is to become familiar with group forum / critique discussions, as they are a critical component throughout the entirety of AP course work. This session will not only help target specific areas of strength per individual student, but also challenge the natural tendencies. Emphasis will be placed on effective compositional decisions, as to broaden students understanding on approaches to art making. Students will benefit from this critique discussion and be given the opportunity to make improvements within these first portfolio samples, as to maximize the first batch of MP1 grades.

DIGITAL PRESENTATION / DEMO and DISCUSSION

- Assignment Group 3 - **Summative Grade (towards MP1)**

During mid summer critique session, class will also review a thorough presentation relating to assignment group 3 and discuss the numerous approaches to ink wash drawing. Our discussion/demonstration will ensure an additional portfolio quality sample based on the requirements set forth by college board. Students will take the information learned during the session and apply to their independent works completed during the second half of the summer session.